

Rates

Instrumento	TNA
Call 1d	61,50%
Call 7d	62,50%
Caucción 7d	48,93%
Caucción 30d	51,62%
CPD 1-30 días*	43,62%
CPD 331-360 días*	44,09%
BADLAR Priv. (>\$1mm)	49,94%
TPM- Leliga 7D	52,31%
U.S. 10.YR	63,84%
*TNA ponderada	2,01%

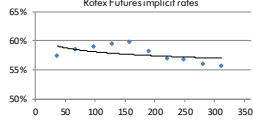
BCRA\$3500 USD

\$42,665

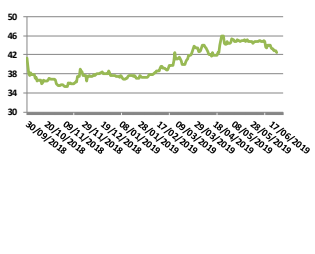
Days	Change	Annualized
11d	-2,1%	-7,0%
31d	-5,1%	-6,0%
61d	-1,9%	-11%
94d	1,6%	6%
185d	12,0%	24%
367d	56,8%	57%

Roflex - ARS/USD Futures

Futures	Maturity	Days	USD	Rates	-d1	Ch	Op. 1
SPOT	24/06/2019	4	42,440				
DLR062019	28/06/2019	4	42,750	66,7%	43,30	-1,3%	1,040
DLR072019	31/07/2019	37	44,905	57,3%	45,51	-1,3%	1,348
DLR082019	30/08/2019	67	46,995	58,5%	47,62	-1,3%	1,165
DLR092019	30/09/2019	98	49,160	59,0%	49,80	-1,3%	988
DLR102019	31/10/2019	129	51,360	59,5%	51,95	-1,1%	340
DLR12019	29/11/2019	158	53,410	59,7%	54,00	-1,1%	285
DLR122019	31/12/2019	190	55,300	58,2%	55,90	-1,1%	61
DLR012020	31/01/2020	221	57,050	56,9%	57,65	-1,0%	40
DLR022020	28/02/2020	249	58,850	56,7%	59,55	-1,2%	69
DLR032020	31/03/2020	281	60,700	55,9%	61,50	-1,3%	35
DLR042020	30/04/2020	311	62,550	55,6%	63,70	-1,8%	30



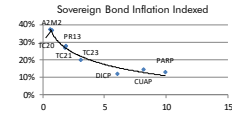
ARS Spet



Bonds

Bond	Code	Amt Out.	Coupon	Price	YTM	MD	Maturity
Sovereign Bond Inflation Indexed							
Galileo 5 03-20	A2M2	30,000	4,00%	146,65	37,59%	0,59	06/03/2020
Boncor 20	TC20	110,401	2,25%	177,65	36,81%	0,70	28/04/2020
Boncor 24	PR13	922	2,00%	363,50	27,95%	1,87	15/03/2024
Boncor 21	TC21	57,390	2,50%	157,80	27,13%	1,75	22/07/2021
Boncor 23	TC23	28,300	4,00%	110,00	20,24%	3,02	06/03/2023
Disc ARL 05	DICP	10,472	5,83%	899,00	12,14%	6,02	31/12/2033
Par ARL 05	PARP	2,861	1,77%	307,00	12,88%	9,89	31/12/2038
C/PAR ARL 05	CUAP	23,434	3,31%	415,00	14,51%	8,15	31/12/2045
Sovereign and corporate ARS Floating Monetary Policy							
Boncor TFM 20	TJ20	104,399	TFM+0%	99,80	86,93%	0,65	22/06/2020

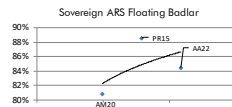
Spread 1,6%



Sovereign ARS Floating Badlar

Bonar 20	AM20	16,728	BP+ 3,25%	98,54	80,78%	0,50	01/03/2020	12,6%
Bonar 22	PR15	3,235	BP+ 0,0%	163,50	89,55%	0,79	04/10/2022	17,5%
Bonar ARB 22	AA22	53,625	BP+ 2,0%	95,69	84,49%	1,08	04/04/2022	15,0%
Sub-Sovereign ARS Floating Badlar								
CABA TD C16	BD2C0	474	BP+ 4,45%	51,94	90,99%	0,25	03/02/2020	19,0%
CABA TD C18	BD3C0	853	BP+ 5,0%	48,96	94,26%	0,44	19/05/2020	21,0%
CABA TD C20	BD2C2	3,708	BP+ 5,0%	96,50	86,09%	1,07	24/01/2022	16,0%
CABA TD C23	BD2C8	13,262	BP+ 3,75%	88,00	84,60%	1,37	22/02/2028	15,0%
PBA TD S1 C2	PRD19	1,465	BP+ 4,0%	98,48	85,54%	0,34	06/12/2019	16,2%
PBA TD 2022	PBY22	15,182	BP+ 3,83%	87,00	88,22%	1,18	31/05/2022	17,3%
PBA TD 2025	PBA25	30,000	BP+ 3,75%	92,15	87,42%	1,23	14/04/2025	16,8%
Rio Negro 2020	RN20	1,800	BP+ 5,0%	99,08	99,26%	0,59	06/07/2020	24,0%
Neuquén 2021	BNF21	1,912	BP+ 5,0%	86,51	106,07%	0,76	23/02/2021	28,0%
Mendoza 2021	PMU21	5,219	BP+ 4,375%	86,93	93,40%	0,98	09/06/2021	20,5%
Salta 2021	SA21	400	BP+ 5,0%	76,17	106,07%	1,05	22/12/2021	28,0%

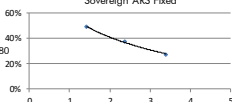
Spread



Boncos Dual Feb-20

Boncos Dual Feb-20	AF20	1,638	4,50%	3,883,26	28,15%	0,59	13/02/2020	
Sovereign ARS Fixed								
Bonte \$ Oct 21	TO21	62,500	18,20%	69,00	48,76%	1,43	04/10/2021	43,9%
Bonte \$ Oct 23	TO23	64,150	16,00%	63,00	37,33%	2,37	17/10/2023	34,4%
Bonte \$ Oct 26	TO26	96,570	15,50%	70,00	27,27%	3,40	19/10/2026	25,6%

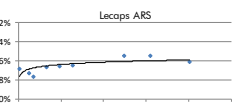
Spread



Lealink - USD Linked	Days	Amt Out.	Coupon	Price	TNA 360	MD	Maturity
V0459	70	873	4,25%	99,78	7,38%	0,19	04/09/2019
V0309	99	439	4,25%	99,66	6,94%	0,27	03/10/2019
V05N9	132	242	4,25%	99,52	6,66%	0,36	05/11/2019
V04D9	161	426	4,25%	99,38	6,56%	0,44	04/12/2019

Lecaps ARS	Days	Amt Out.	Coupon**	Price	TNA 360	MD	Maturity
S28B9	2	73,238	3,50%	122,59	49,34%	0,01	28/06/2019
S19L9	23	65,000	4,00%	107,44	50,11%	0,06	19/07/2019
S31L9	35	43,700	4,00%	109,90	50,69%	0,10	31/07/2019
S30G9	65	45,287	4,25%	103,50	53,26%	0,18	30/08/2019
S30S9	96	44,038	3,45%	132,65	55,20%	0,26	30/09/2019
S3109	127	40,000	3,35%	126,00	55,93%	0,35	31/10/2019
S28F0	247	23,753	2,65%	98,70	58,37%	0,68	28/02/2020
S30A0	309	27,400	3,00%	113,00	59,99%	0,85	30/04/2020
S31L0	401	25,000	2,65%	99,25	55,76%	1,10	31/07/2020

Spread



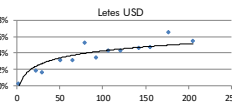
** Compounded monthly

Lecaps CER***	Days	Amt Out.	Price	TNA 360	MD	Maturity
X30G9	65	8,568	111,62	17,59%	0,18	30/08/2019

*** Inflation Indexed

Letes USD	Days	Amt Out.	Coupon	Price	TNA	MD	Maturity
U28P9	2	993		100,00	0,24%	0,01	28/06/2019
U19L9	23	938		99,88	1,83%	0,06	19/07/2019
U26L9	30	1,019		99,87	1,60%	0,08	26/07/2019
U16G9	51	950		99,57	3,10%	0,14	16/08/2019
U30G9	65	1,050		99,45	3,08%	0,18	30/08/2019
U13S9	79	1,100		99,28	5,22%	0,22	13/09/2019
U27S9	93	1,673		99,13	3,43%	0,25	27/09/2019
U1109	107	854		98,76	4,28%	0,29	11/10/2019
U25O9	121	1,007		98,61	4,25%	0,33	25/10/2019
U15N9	142	700		98,27	4,53%	0,39	15/11/2019
U29N9	156	750		98,02	4,72%	0,43	29/11/2019
U20D9	177	300		96,94	6,50%	0,48	20/12/2019
U17E0	205	300		97,04	5,43%	0,56	17/01/2020

Spread



Bonds

Bond	Code	Amt Out.	Coupon	Price	YTM	MD	Maturity
Sovereign USD							
Bonar 20	AO20	2,948	8,000%	93,25	16,05%	1,14	08/10/2020
Bonos Int. 21 NYL*	AA21	4,497	6,875%	88,31	14,87%	1,60	22/04/2021
Bonar 24	AY24	12,583	8,750%	73,25	15,37%	2,22	07/05/2024
Bonos Int. 22 NYL*	A2E2	3,250	5,625%	84,25	13,38%	2,22	26/01/2022
Bonos Int. 23 NYL*	A2E3	1,750	4,625%	80,13	11,94%	3,02	11/01/2023
Bonar 25	AA25	5,555	5,750%	71,50	10,07%	3,76	18/04/2025
Bonos Int. 26 NYL*	AA26	6,497	5,750%	83,51	11,29%	4,96	22/04/2026
Bonos Int. 27 NYL*	A2E7	3,750	6,875%	79,28	11,23%	5,32	26/01/2027
Disc 32	DICA	5,042	8,250%	112,90	13,05%	5,49	31/12/2033
Disc 33 NYL*	DICY	3,966	8,280%	82,35	11,72%	5,69	31/12/2033
Bonos Int. 28 NYL*	A2E8	4,250	5,875%	75,37	10,53%	5,99	11/01/2028
Bonos Int. 28 NYL*	AL28	1,000	6,625%	77,04	10,92%	6,02	06/07/2028
Bonar 37	AA37	5,562	7,625%	74,50	11,52%	7,92	20/04/2037
Bonos Int. 36 NYL*	AL36	1,750	7,125%	75,77	10,39%	8,26	07/07/2036
Par 38	PARA	1,230	3,750%	56,25	10,11%	9,31	31/12/2038
Bonos Int. 46 NYL*	AA46	2,750	7,625%	77,10	10,36%	9,39	22/04/2046
Par 38 NYL*	PARY	5,297	3,750%	58,11	9,36%	9,45	31/12/2038
Bonos Int. 48 NYL*	AE48	3,000	6,875%	72,63	9,95%	9,66	13/01/2048
Bonos Int. 17 NYL*	AC17	2,603	7,125%	73,41	9,93%	9,83	28/06/2017

Sub-Sovereign USD*

Sub-Sovereign USD*	Code	Amt Out.	Coupon	Price	YTM	MD	Maturity
BS. As. 21 NYL	BP21	500	10,875%	96,56	14,88%	0,93	26/01/2021
CABA. 21 NYL	CABA21	335	8,950%	101,80	7,36%	1,05	19/02/2021
Neuquen 21 NYL	NRH2	48	8,75%	99,21	8,97%	0,90	26/04/2021
Salta 22 NYL	SA22	60	9,500%	97,69	11,72%	1,28	16/03/2022
BS. As. PBJ 21 NYL	PBJ21</						